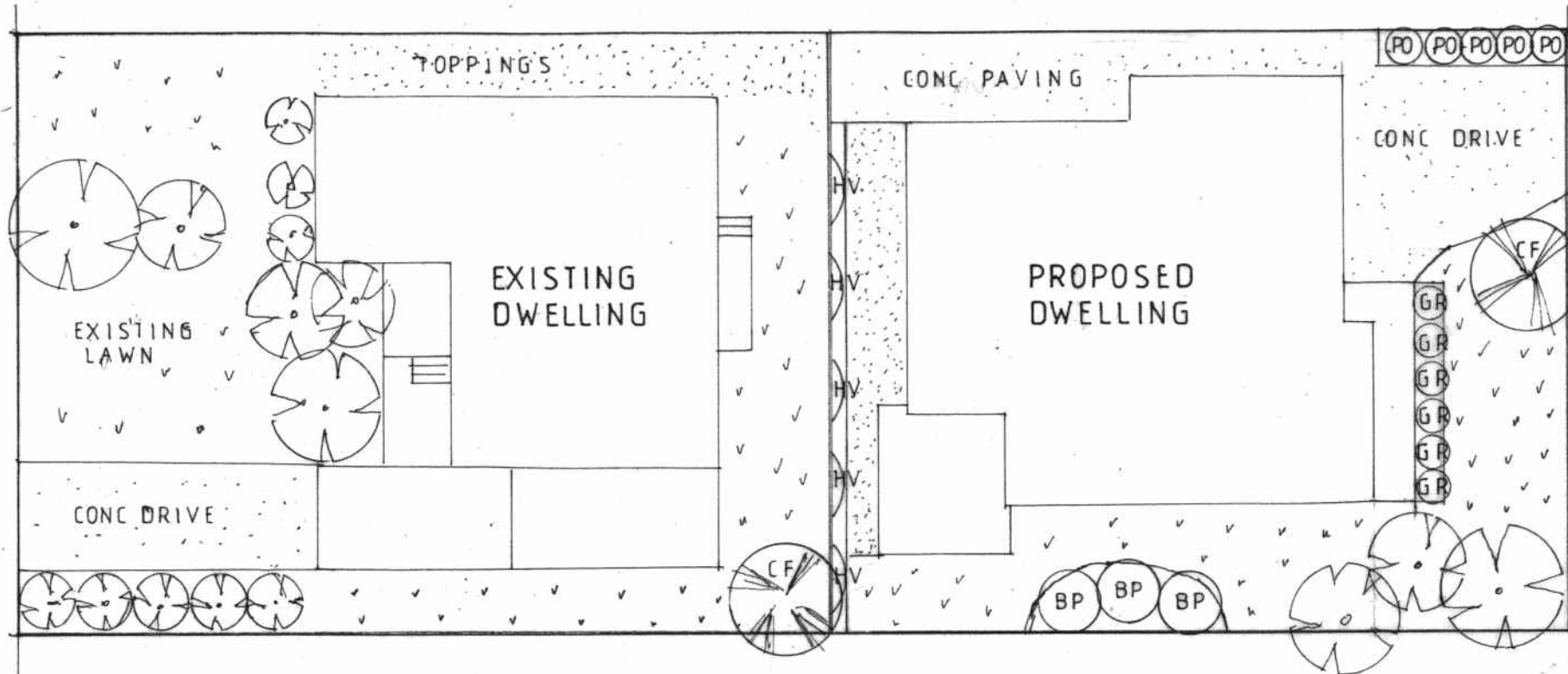


HUNTINGDALE DRIVE



LEGEND	
	EXISTING TREES & SHRUBS
	PROPOSED TREES & LARGE SHRUBS
	PROPOSED SMALL SHRUBS & ORNAMENTALS
	PROPOSED CLIMBING PLANTS
	PROPOSED LILYDALE TOPPING OR SIMILAR
	PROPOSED & EXISTING LAWN AREAS

PLANT SCHEDULE						
Type	Code	Botanical Name	Common name	H x W (m)	Pot size	Quantity
Trees & large shrubs	CF	Corymbia Ficifolia	Red Flowering Gum	6 x 3-4	300mm	2
	BP	Banksia spinulosa	Hairpin Banksia	2 x 2	250mm	3
Small shrubs & ornamentals	PO	Patersonia occidentalis	Long Purple-Flag	0.5 x 0.8	140mm	5
	GR	Genus rosa	Standard Rose	1.0 x 0.6	250mm	6
Creepers	HV	Hardenbergia violalea	Happy Wanderer	2 x 1.5	140mm	5

LANDSCAPE NOTES

SOIL PREPARATION

Cultivate existing soil to 100mm depth and spread 150mm of good quality, weed free topsoil for garden beds.

LAWNS

Lawns to be seeded with a non- invasive seed mix. They should be laid on 100mm of fine grade topsoil and kept moist until sprouted and a suitable height for mowing.

GARDEN EDGING

Garden beds to be defined with edging- suitable products include treated pine, recycled plastic, molded concrete or brick edging.

PLANTING

All garden beds to be dug over and weeds removed. Over excavate all plant holes by at least twice pot volume. Spread fertilizer to each plant hole at rate as indicated by product. Large plants to be staked as shown in planting diagram. Immediately after planting water in all plants and maintain regular watering during establishment period.

IRRIGATION

Garden beds to be installed with a low water use dripper system, or hand watered by hose fitted with a trigger nozzle. Trees to be watered by hand until established.

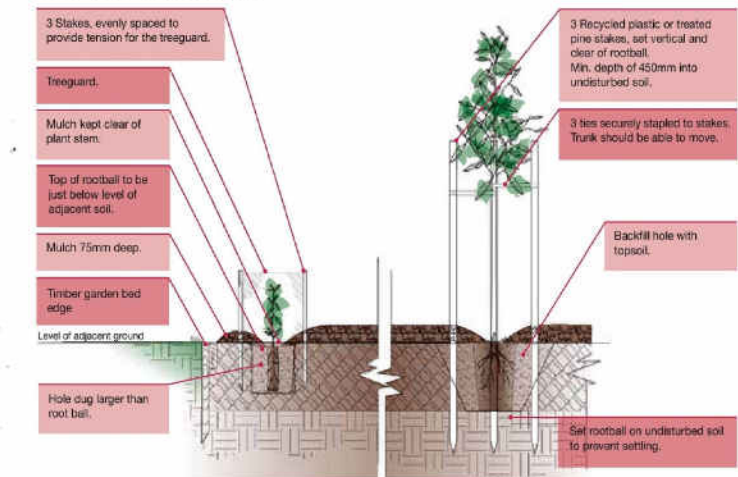
MULCH

Spread 75mm bark or shredded mulch to garden beds – ie eucy-mulch or pine bark. All trees to be mulched to a 500mm radius from the trunk – ensure space is left between trunk and mulch.

MAINTENANCE PLAN

Lawns and garden beds to be maintained in a tidy and healthy condition, with regular weeding and trimming or pruning as required. Any tree or shrub to die to be replaced with the same species. Mulch to be applied at a 75mm thickness and replenished to this level annually for the first 2 years of the planting

Planting technique diagram

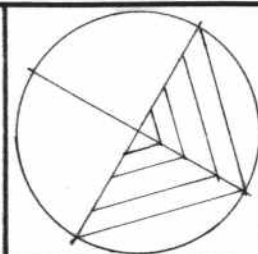


Tubestock Planting (with treeguard)

Advanced Tree

LANDSCAPE PLAN SCALE 1 : 200

PROJECT: PROPOSED DEVELOPMENT
 ADDRESS: 7 HUNTINGDALE DRIVE, CHIRNSIDE PARK
 CLIENT: ADAM SCATTERGOOD



BUILDING PERSPECTIVES
 DESIGN & DRAFTING SERVICES
JACKIE WILSON
 REGISTRATION NUMBER DP - AD 18606
 PH: 0407358890 FAX: 03 9730 1559

DATE	FEBRUARY 2023
SCALE	1 : 200
ORIGINAL	A3
PLAN NO	23 - 03